



## Digital Receipt

This receipt acknowledges that Turnitin received your paper. Below you will find the receipt information regarding your submission.

The first page of your submissions is displayed below.

Submission author: lamatinulu 1  
Assignment title: 07  
Submission title: Service room design for improving service quality of Utsman...  
File name: Draft\_jurnal\_WJARR\_02.docx  
File size: 1.53M  
Page count: 17  
Word count: 3,684  
Character count: 19,084  
Submission date: 13-Dec-2021 08:35PM (UTC-0500)  
Submission ID: 1729722251

1 Service room design for improving service quality of Utsman bin Affan library  
2 Universitas Muslim Indonesia with Kansei Engineering approach  
3  
4 Lamatinulu<sup>1</sup>, Muh. Syaeful Ragali, Irma Nur Afiah  
5 Department of Industrial Engineering, Faculty of Industrial Technology, Universitas Muslim  
6 Indonesia  
7  
8 **Abstract**  
9 A student can study well if there is a good place to study as well. Likewise with reading, a  
10 person needs concentration to read. Service room design is necessitated in the reading room  
11 because it affects one's reading comfort. Utsman bin Affan library UMI Makassar is a place  
12 for students to study. Students' complaints and problems that are experienced when using the  
13 library service room are in the form of uncomfortable facilities, no closed rooms, and other  
14 complaints. In reference to these problems, a study was carried out in accordance with the  
15 students' complaints by employing Kansei Engineering approach. Kansei Engineering is a  
16 consumer-oriented ergonomic technology which enables the consumer's image or feeling to  
17 unite with the service design process of a product. By utilizing this method, product strategy  
18 and concept creation in the design of a product or service can be determined. The final results  
19 of Utsman bin Affan UMI Makassar library service room which was obtained based on the  
20 Kansei Engineering method are an open service room, large display, reading room, multimedia  
21 room, collection room, green and white colors, 3D motif and glossy texture. In addition to the  
22 main specifications of the library, there is also an additional item supporting the service room,  
23 which is a partition made of glass that gives the impression of being open to the room although  
24 it is still divided into different spaces.  
25 **Keyword:** Kansei Engineering, Kansei Word, Service Design, Factor Analysis

Service room design for  
improving service quality of  
Utsman bin Affan library  
Universitas Muslim Indonesia  
with Kansei Engineering  
approach

*by lamatinulu 1*

---

**Submission date:** 13-Dec-2021 08:35PM (UTC-0500)

**Submission ID:** 1729722251

**File name:** Draft\_jurnal\_WJARR\_02.docx (1.53M)

**Word count:** 3684

**Character count:** 19084

1 **Service room design for improving service quality of Utsman bin Affan library**

2 **Universitas Muslim Indonesia with Kansei Engineering approach**

3

4 Lamatinulu\*, Muh. Syaeful Ragali, Irma Nur Afiah

5 Department of Industrial Engineering, Faculty of Industrial Technology, Universitas Muslim

6 Indonesia

7

8 **Abstract**

9 A student can study well if there is a good place to study as well. Likewise with reading, a  
10 person needs concentration to read. Service room design is necessitated in the reading room  
11 because it affects one's reading comfort. Utsman bin Affan library UMI Makassar is a place  
12 for students to study. Students' complaints and problems that are experienced when using the  
13 library service room are in the form of uncomfortable facilities, no closed rooms, and other  
14 complaints. In reference to these problems, a study was carried out in accordance with the  
15 students' complaints by employing Kansei Engineering approach. Kansei Engineering is a  
16 consumer-oriented ergonomic technology which enables the consumer's image or feeling to  
17 unite with the service design process of a product. By utilizing this method, product strategy  
18 and concept creation in the design of a product or service can be determined. The final results  
19 of Utsman bin Affan UMI Makassar library service room which was obtained based on the  
20 Kansei Engineering method are an open service room, large display, reading room, multimedia  
21 room, collection room, green and white colors, 3D motif and glossy texture. In addition to the  
22 main specifications of the library, there is also an additional item supporting the service room,  
23 which is a partition made of glass that gives the impression of being open to the room although  
24 it is still divided into different spaces.

25 **Keyword:** Kansei Engineering, Kansei Word, Service Design, Factor Analysis

26

## 27 1. Introduction

28 In facilitating education, there are many ways that we can do, one of which is reading more  
29 books in the library [1]. Information and communication technology-based libraries with  
30 library development are the demands of libraries in meeting the needs of the times. Libraries  
31 must have changed their physical form into non-physical or digital forms that can be accessed  
32 anywhere and anytime by the public. One thing that must be considered in the library is the  
33 reading room [2]. Performance measurement indicators for the customer perspective are  
34 required to measure library performance. Identification of performance indicators is an  
35 important factor in performance management because KPI (Key Performance Indicator) is a  
36 measure to periodically review the progress of an organization towards their goals and can be  
37 used to measure performance on an ongoing basis [3]. In this respect, a study will be conducted  
38 to develop a service room design at the Utsman bin Affan library that is in accordance with the  
39 complaints of students using Kansei Engineering approach. [4].

40 The complaints include seating comfort, table comfort, no closed room, and many others  
41 [5]. Therefore, facilities are demanded to support the continuity of the teaching and learning  
42 process such as study desks and study chairs. However, when writing activities are carried out  
43 using study desks and chairs, students tend to lean forward, bend down and dangle their feet.  
44 Ergonomic product evaluation must be adjusted to sequential use [6].

45 In order to produce an optimal arrangement of library service spaces and to support the smooth  
46 functioning of the library as a service provider institution, librarians should pay attention to  
47 several aspects, which include functional aspects, psychological aspects, and aesthetic aspects  
48 [7]. In addition to the objectives of the library layout that must be achieved, it is also necessary  
49 to pay attention to spatial factors so that the arrangement and utilization of the spaces can be  
50 well organized, which cover the distance factor, the service space connection factor, and the

51 service space utilization factor [8]. Basically, even the simplest library must have a number of  
52 rooms that have different functions. In other words, a library has a basic space, which is the  
53 minimum requirement of every library. Without space separation, the library will not be able  
54 to run properly. The minimum spaces that a library must have include a library building,  
55 collection room, reading room, staff room, and technical workspace. [8].

56 Since the establishment of Universitas Muslim Indonesia on June 23, 1954 as a private  
57 university, it has been under the coordination of Kopertis Region IX and Kopertis Region VIII.  
58 Universitas Muslim Indonesia is located on campus I Jalan Kakatua No. 27 Ujung Pandang.  
59 With the inauguration of the three-floor library building by the Director of Private Higher  
60 Education, Prof. Dr. Yuhara Sukra, the library was later given the name “Utsman Bin Affan  
61 Library, Universitas Muslim Indonesia.” In 1994, UMI library utilized an automated  
62 computerized system with Sipisis program which aims to facilitate its service to the library  
63 users. In 2014, UMI Library implemented a new program as an automation system in the  
64 library, i.e., SLiMS (Senayan Library Management System) program, which was modified to  
65 suit the needs of the library. In the article entitled “Factors influencing users’ satisfaction and  
66 loyalty to digital libraries in Chinese Universities”, it was emphasized that a librarian must  
67 strengthen the communication (interaction) with users and manage user experience data as an  
68 evaluation material to improve service quality [9].

69 Kansei engineering refers to the expression of a product or circle, in which the emotions  
70 and images of the product have been stored in one’s mind. For example, the expression that  
71 “the product is special” or “the product has a youthful style” is a Kansei Engineering  
72 impression in the form of an adjective, although it can also be a noun. In the field of design,  
73 Kansei is one of the most important elements that bring the will or power to create something  
74 [10].

75 One of the databases owned by Kansei Engineering is the Kansei database (Kansei word  
76 database). Kansei Words used in new product domain are collected from related system  
77 magazines. The products developed using Kansei Engineering or what commonly called  
78 Kansei products do not have to be expensive or have high technology because the desires and  
79 emotions of consumers are translated both in the form of functions and in the form of products.  
80 Kansei words are obtained from the results of a questionnaire [11]. For the service room design  
81 of the Ustman bin Affan library UMI Makassar, a software that can help and facilitate the  
82 validation of the implementation data is SPSS (Statistical Package for the Social Sciences)  
83 25.0. SPSS (Statistical Package for the Social Sciences) 25.0 is a program that is used for  
84 processing statistical data on Kansei Word data from library users [12].

85

## 86 **2. Methodology**

### 87 **2.1 Time and Place of Research**

88 The research was carried out in September - November 2020 at Utsman bin Affan library  
89 of UMI Makassar at Campus II UMI Jl. Urip Sumoharjo KM 5 Makassar City, South Sulawesi  
90 Province.

### 91 **2.2 Data Processing**

92 The data processing in this research used Kansei Engineering type-I method or the method  
93 of determining a person's image which is translated into a product by:

- 94 1. Identifying the target, i.e., for whom this product will be given. The target can be determined  
95 by several experts of a product or from the results of a marketing survey.
- 96 2. Determining the product concept, which will be made for further development by observing  
97 the existing conditions or asking directly to those who will use the product.
- 98 3. Dividing the product concept into several levels to identify the characteristics of a design  
99 that will be made. The characteristics of a product can be in the form of function, shape, and

100 size.

101 4. Mapping the physical design characteristics in the form of a tree diagram that has many  
102 branches at the bottom. At this step, the product characteristics start to be visible, for  
103 example light weight, easy to carry, and bright in color.

104 5. Translating the specifications, i.e., physical design characteristics into technical  
105 specifications. This step is useful to help users perform things easier with the product that  
106 is created.

107

### 108 3. Result and Discussion

#### 109 3.1 Kansei words

110 Table 1. Collection of Kansei Words

No.	Kansei Words	No.	Kansei Words
1	Comfortable	74	Minimalist
2	Beautiful	75	Tranquil
3	Natural	76	Colored
4	Warm	77	Interesting
5	Tranquil	78	Fragrant
6	Minimalist	79	Bright
7	Cool	80	Cool
8	Accessible	81	Complete
9	Comfortable	82	Cool
10	Minimalist	83	Tranquil
11	Bright	84	Safe
12	Quiet	85	Comfortable
13	Comfortable	86	Fragrant
14	Clean	87	Tranquil
15	Neat	88	Cool
16	Elegant	89	No queue
17	Organized	90	Accessible
18	Neat	91	Pretty
19	Cool	92	Comfortable
20	Minimalist	93	Comfortable
21	Comfortable	94	No student card
22	Tranquil	95	Versatile
23	Cool	96	Clean
24	Bright	97	Neat
25	Multifunctional	98	Tranquil
26	Tranquil	99	Flexible

27	Patterned	100	Cool
28	Interesting	101	Magnificent
29	Painting	102	Fragrant
30	Tranquil	103	Comfortable
31	Cold	104	Fragrant
32	Comfortable	105	Comfortable
33	Many rooms	106	Clean
34	Warm	107	Fragrant
35	Cool	108	Tranquil
36	Gratis	109	Comfortable
37	Tranquil	110	Cool
38	Lack of books	111	Gratis
39	Comfortable	112	Natural feel
40	Wide	113	Sunny
41	Fresh	114	No queue
42	Natural	115	Livelier
43	Modern	116	Neat
44	Tranquil	117	Clean
45	Cool	118	Colored
46	Complete literature	119	Renewable
47	Comfortable	120	Elegant
48	Multifunctional	121	Not much garbage
49	Modern	122	Neat
50	Tranquil	123	Lack of literature
51	Clean	124	Queue
52	Neat	125	Must use library card
53	Cool	126	Fresh
54	Tranquil	127	Interesting
55	Friendly	128	Colorful
56	Fragrant	129	Multifunctional
57	Minimalist	130	Beautiful to see
58	Free in and out	131	Open
59	Insulated	132	Hot
60	Not noisy	133	Informative
61	Bright	134	Quiet
62	Warm	135	Magnificent
63	Clean	136	Resting place
64	Clean	137	With ID card
65	Comfortable	138	Livelier
66	Cool	139	Neat
67	Fragrant	140	Fast
68	Simple	141	No queue
69	Gratis	142	Hot
70	With lamp	143	Must pay
71	Cool	144	Informative
72	Open	145	Colored
73	With special room	146	Fragrant



112 The identification of Kansei words was carried out by distributing questionnaires to 60  
 113 respondents who had visited the Utsman bin Affan Library. Based on the questionnaires filled  
 114 out by 60 subjects, 146 kansei words were obtained. Those one hundred and forty-six (146)  
 115 kansei words obtained from respondents online were then selected by conducting a frequency  
 116 test in which they will be grouped with the same repeated words. After that, the kansei words  
 117 were eliminated by selecting the highest number of frequencies of Kansei words based on the  
 118 selection of respondents. However, in this elimination stage, the researcher had the right to  
 119 input the kansei word which was less chosen by the respondents, but was deemed more suitable  
 120 for designing the service room design of the Utsman bin Affan Library.

121 Table 2. Selected *Kansei* Words with the Same Meaning

No	Selected <i>Kansei</i> Words with the Same Meaning
1	Comfortable
2	Tranquil
3	Multifunctional
4	Cold
5	Bright
6	Neat
7	Colored
8	Magnificent
9	Natural
10	Livelier
11	Free
12	Beautiful

122  
 123 One of the databases owned by *Kansei* Engineering is the *Kansei* database (*Kansei* word  
 124 database). *Kansei* Words used in the new product domain are collected from the related system  
 125 magazines.

126

127 Table 3. Kansei Word Pairs

No	Opposite <i>Kansei</i> Words	
1	Comfortable	Uncomfortable
2	Tranquil	Noisy
3	Multifunctional	Monofunctional
4	Cold	Hot
5	Bright	Dark
6	Neat	Messy
7	Colored	Plain
8	Magnificent	Simple
9	Natural	Artificial
10	Livelier	Boring
11	Free	Not free
12	Beautiful	Common

128

129 After collecting the *Kansei* words obtained based on field observations and interviews, the  
 130 next step was making Semantic Differential I which was used as a Kansei questionnaire and  
 131 then implemented into product design.

132 Table 4. Semantic Differential Questionnaire

Words	Differential Semantic Scale							Words
	1	2	3	4	5	6	7	
Comfortable								Uncomfortable
Tranquil								Noisy
Multifunctional								Monofunctional
Cold								Hot
Bright								Dark
Neat								Messy
Colored								Plain
Magnificent								Simple
Natural								Artificial
Livelier								Boring
Free								Not free
Beautiful								Common

133 Semantic differential data collection was carried out in 2 stages, i.e., semantic differential I  
 134 data collection and semantic differential data collection II. The first semantic differential data  
 135 collection was carried out to test Kansei words by means of validity and reliability tests.  
 136 Meanwhile, the second semantic differential data collection was carried out to select the  
 137 product designs based on conjoint analysis and factor analysis.

138

139 **3.2 Validity and Reliability Tests**

140 The data is declared valid if the kansei word tested in the questionnaire can describe the  
141 product image. The data processing was carried out by using SPSS 25.0 software.

142 Table 5. First Validation Test

No	Kansei Words	Value	Note
1	Comfortable	0.748	Valid
2	Tranquil	0.647	Valid
3	Multifunctional	0.602	Valid
4	Cold	0.665	Valid
5	Bright	0.776	Valid
6	Neat	0.810	Valid
7	Colored	0.635	Valid
8	Magnificent	0.652	Valid
9	Natural	-0.089	Not Valid
10	Free	0.757	Valid

143 In the first validation test stage, 1 kansei word which was declared invalid was then removed.

144 The other 11 kansei words that were previously declared valid were then tested for their validity  
145 again.

146 Table 6. Second Validation Test

No	Kansei Words	Value	Note
1	Comfortable	0.743	Valid
2	Tranquil	0.646	Valid
3	Multifunctional	0.587	Valid
4	Cold	0.657	Valid
5	Bright	0.790	Valid
6	Neat	0.832	Valid
7	Colored	0.663	Valid
8	Magnificent	0.679	Valid
9	Free	0.762	Valid
10	Livelier	0.486	Valid
11	Beautiful	0.592	Valid

147 The results of the second validity analysis above show that the 11 selected kansei words have  
 148 met the validity standard, which was  $> 0.30$ . This shows that the 11 kansei words have  
 149 uniformity of data and can be used in this study. The next stage was reliability analysis to see  
 150 the adequacy of research data.

151 Table 7. Reliability Test Result

Reliability Statistics	
Cronbach's Alpha	N of Items
.879	11

152 The result of the reliability test showed the Cronbach's Alpha value of 0.879 which means that  
 153 this data is reliable because it was  $> 0.7$ .

154 Before carrying out further data processing, the data first had to be checked to determine the  
 155 adequacy of the data. Knowing whether the data is sufficient or not can be carried out through  
 156 the data adequacy test. The data is considered sufficient if the result of the adequacy test shows  
 157  $N' < N$ . If the data is sufficient, then there is no need to add other data anymore. However, if  
 158 the result of the data adequacy test is  $N' > N$ , it means that the data is not sufficient. In order  
 159 for the data to be sufficient, additional data are added because the existing data are not sufficient  
 160 to be used as a population sample.

161 Based on the data processing above, the result showed that  $N'$  was 28.09. Therefore, the data  
 162 is declared sufficient because the value of  $N'$  ( $28.09 < N$  (60)).

### 163 3.3 Kansei Words Based on KBBI (The Great Dictionary of the Indonesian Language)

164 Table 8. Kansei Words Based on KBBI

No.	Kansei Words	Definition
1	Comfortable	Fresh, healthy, pleasant, cool, good
2	Tranquil	Not nervous, not anxious, not messy, not noisy, safe and calm (feeling, situation)
3	Multifunctional	Having many tasks/functions
4	Cold	Low temperature, not hot, cool
5	Bright	Emitting light, shining (lamp, sun)
6	Neat	Good, organized, clean, nice
7	Colored	Impression to eyes from light, pattern
8	Magnificent	Impressive (because of the hugeness or beauty)
9	Free	Not disturbed, can move, do, etc.
10	Livelier	Still existing, moving, and working as it should
11	Beautiful	Nice to see, pretty, lovely

165

### 166 3.4 Initial Design

167

168

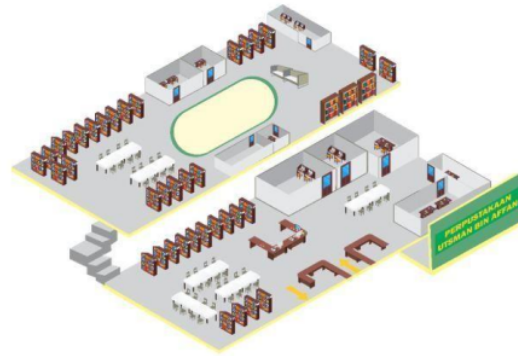
169

170

171

172

173



174 Figure 1. Initial Layout of the Library

175 Table 9. Area of space required

Number of Students	Space Area (m2)
+ 1,000	200
1,000 – 2,500	500
2,501 – 5,000	1,000
5,001 – 7,500	1,500
7,501 – 10,000	2,000
10,001 – 20,000	4,000

176 The number of Indonesian Muslim University Campus II students for the 2020/2021 academic  
177 year was 4500 students (berita umi.ac.id).

178

### 179 3.5 Rooms

180 The library room is based on national library standards, which are:

181 1. Collection Area (information literacy, writings, journals, etc.) 45%

182 2. User Collection Area (reading and studying) 25%

183 3. Work Areas (administration, circulation services) 10%

184 4. Other Areas (discussion area, creative activity area, etc.) 20%

185

### 186 3.6 Items and Categories

187 The determination of items and categories served to form a combination of product samples  
188 that were used in the Semantic Differential II questionnaire. There were several processes in  
189 determining the formation of product designs in this study, i.e., by using the morphological  
190 chart method.

191 Table 10. Initial Layout of the Library

Items and Categories			
No	Item	No	Category
1	Shape	1	Opened
		2	Closed
2	Appearance	1	Big
		2	Small
3	Rooms	1	Reading room, resting room, collection room
		2	Reading room, multimedia room, collection room
		3	Reading room, discussion room, collection room
4	Colors	1	Dark green and white
		2	Yellow and white
5	Motifs	1	3 Dimension
		2	2 Dimension
6	Texture	1	Glossy
		2	Soft

192

193 The determination of combinations and stimuli was carried out on each design element that  
194 had been grouped. The aim was to provide an assessment of the suitability or relationship  
195 between designs that had been formed in the combination of stimuli. The determination of the  
196 combination of these design elements utilized orthogonal design in the latest SPSS 25.0  
197 software.

198 The product samples given to the respondents were 16 samples. The product samples were  
199 displayed in the form of images that were suitable with the specifications of each sample. The

200 second questionnaire also used 7-point Semantic scale with the same order as the first  
201 questionnaire.

### 202 3.7 Proposed Space Design

203

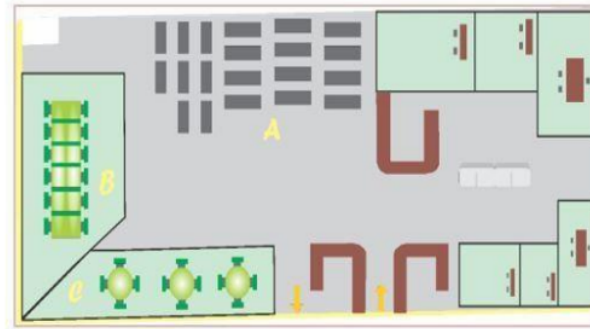
204

205

206

207

208



209

**Figure 2. First Floor Room Design**

210 According to the picture above, then the concept obtained was to make a service room design  
211 with a total of 3 rooms based on the expectation of students and visitors.

### 212 3.8 Space Design Specifications

213 The library reading space is designed in a room with a composition of 25%.

214

215

216

217

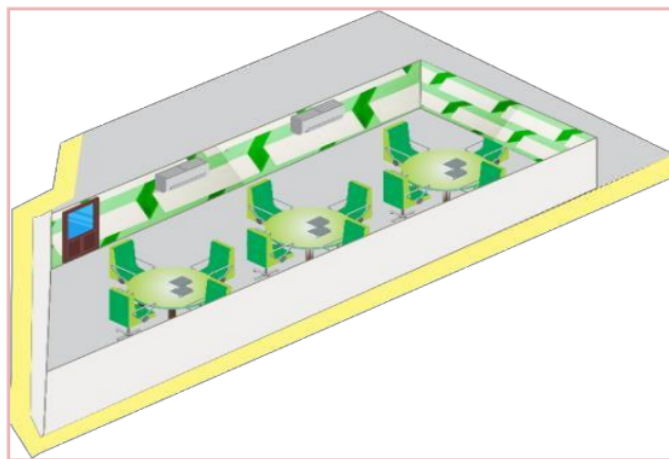
218

219

220

221

222



223

**Figure 3. Reading Room**

224 The multimedia room that supports the learning process is designed with a composition of  
225 20%.

226

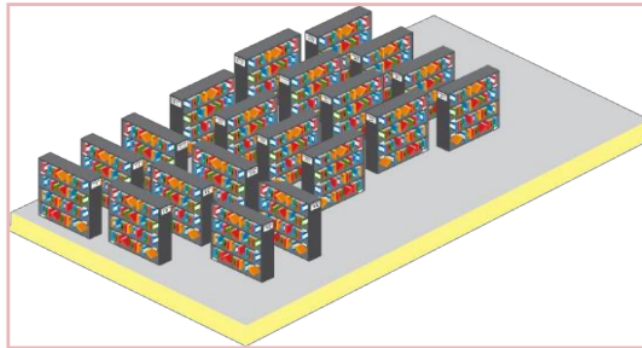
227

228

229

230

231

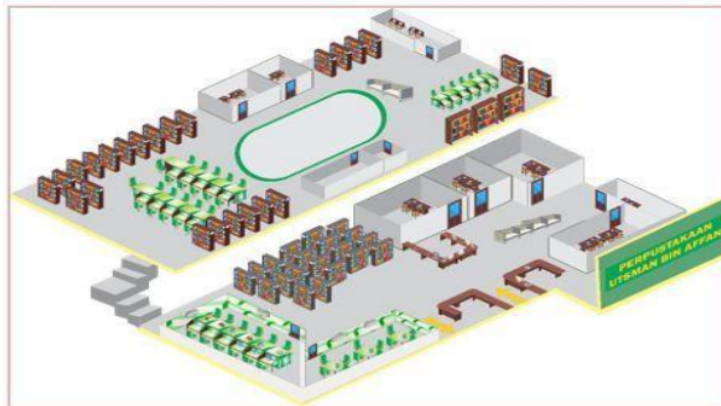


232

**Figure 5. Collection Room**

233

Library material collection room that has been managed with a composition of 45%.



234

235

**Figure 5. Overall Design**

236

The design specifications are based on conjoint analysis of the open-shaped design of the

237

building with a large display in the room. In addition, the room has 3 rooms (reading,

238

multimedia and collections) with green color combined with white and 3D motifs. Therefore,

239

the impression is livelier and the added glossy texture gives shiny and bright effect.

240

241

#### **4. Conclusions and Recommendations**

242

##### **4.1 Conclusions**

243

1. Based on the results of the identification of Kansei words, the expectation of students or

244

visitors to the Utsman bin Affan library service room are comfortable (0.743), quiet (0.743),



245 multifunctional (0.587), cold (0.657), bright (0.790), neat (0.832), colorful (0.663),  
246 magnificent (0.679), free (0.762), livelier (0.486), and beautiful (0.592).

247 2. Based on the results of the Kansei engineering analysis, the shape design for the chair is to  
248 have a height of 45 cm, a width of 45 cm and a depth of 45 cm, for the typing table is to  
249 have a height of 75 cm, a width of 230 cm and a depth of 100 cm, for the reading table is  
250 to have a height of 75 cm, a width of 100 cm and a depth of 50 cm, and for collection  
251 shelves is to have a height of 130 cm, a width of 100 cm, a depth of 20-21 cm and a  
252 thickness of 2 cm. The service room, which consists of 25% reading room, 20% multimedia  
253 room and 45% collection room, has specific colors with a combination of green and white,  
254 3 dimensional patterned walls, and glossy (shiny) color texture.

255

#### 256 **4.2 Recommendations**

257 1. It is expected that the library management can better understand the needs of students or  
258 library visitors on the service room side in order to improve the quality of service. It is also  
259 expected that the library management can use the service room design that has been  
260 proposed in this study.

261 2. Students, visitors and readers are expected to maintain the room and use it according to  
262 their needs to maintain cleanliness and tidiness. It is expected that the next research  
263 regarding the application of Kansei engineering method can add other supporting methods  
264 for the perfection of the research and find more sources

#### 265 **Acknowledgments**

266 The authors would like to thank the central library of the Muslim University of Indonesia and  
267 all those who provided assistance in supporting the smooth running of this research

#### 268 **Disclosure of conflict of interest**

269 All authors in the making of this scientific article have no conflict of interest

270

271 **References**

- 272 [1]. BSNP. Design of Higher Education Standards and Infrastructure for Undergraduate and  
273 Professional Programs.2011.
- 274 [2]. Lantara, D., and Nusran. M. The Industrial World: Labor Psychology Perspectives.  
275 Makassar; Nas Media Pustaka. 2019.
- 276 [3]. Haryanto, H. (2015). Optimizing Higher Education Library Services through the  
277 Utilization of Social Media Networking as a Communication Media Between Libraries  
278 and Users. Jurnal Pustaka Ilmiah.2015; 1(1): 39 – 45.
- 279 [4]. Afiah, IN, Dahlan, M. Ahmad, A., and Sakti, AY. Ergonomic Evaluation Of Study Desks  
280 And Chairs Usinganthropometry And Biomechanical Approach At An-NuriyahIslamic  
281 Boarding School Bontocini Jenepono Regency. Journal of Industrial Engineering  
282 Management. 2020; 5(2):31 - 42.
- 283 [5]. Kim, SK. Cho, Y., Niki, K., and Yamanaka, T. *The Relationship between Preference and*  
284 *Kansei Values*. International Conference on Biometrics and Kansei Engineering. 2012; 11  
285 (4): 259 - 266.
- 286 [6]. Lamatinulu, M. Dahlan and Ramlawati. (2018). Identification and Determination of  
287 the Priority of Key Performance Indicators Perspective of Customers on Industry of Smes  
288 Scale In South Sulawesi. International Journal of Engineering Sciences & Research  
289 Technology. 2018; 7 (7): 41 – 47.
- 290 [7]. Nagamachi and Lokman. Innovation of Kansei Engineering. CRC Press. Indeks. 2011.
- 291 [8]. Wakhid, A. G. The Development of a Wheelchair Design Especially for the Elderly Based  
292 on a Product Image Using the Kansei Engineering Method. Thesis Faculty of Engineering,  
293 Industrial Engineering, Sebelas Maret University. 2011.

- 294 [9]. Yi, YS., Ibrahim, AAA., Bolongkikit, J. Incorporating Kansei Engineering into Sound  
295 Design to Improve Sonification. Australian Journal of Basic and Applied Science. 2015;  
296 9 (32): 133 – 137.
- 297 [10]. Putra, GS, Martini, S, and Iqbal M. Design Supermarket Trolley Using Implementation  
298 Kansei Engineering Method. e-Proceeding of Engineering. 2017. 4 (2): 2453-2459.
- 299 [11]. Xu, F, and Du, JT. Factors influencing users' satisfaction and loyalty to digital libraries  
300 in Chinese universities. Computers in Human Behavior. 2018; 83: 64–72.

# Service room design for improving service quality of Utsman bin Affan library Universitas Muslim Indonesia with Kansei Engineering approach

## ORIGINALITY REPORT

6%

SIMILARITY INDEX

4%

INTERNET SOURCES

2%

PUBLICATIONS

1%

STUDENT PAPERS

## PRIMARY SOURCES

1	<a href="http://umi.ac.id">umi.ac.id</a> Internet Source	2%
2	Submitted to Neath Port-Talbot College Student Paper	1%
3	<a href="http://www.ijesrt.com">www.ijesrt.com</a> Internet Source	1%
4	<a href="http://ugefic.gunadarma.ac.id">ugefic.gunadarma.ac.id</a> Internet Source	1%
5	N Sembiring, B Febrilliandika, H Oktaviani, L S Siregar, N N Azmi. "Designing Souvenir Products Berastagi Clothes with Kansei Engineering Method", IOP Conference Series: Materials Science and Engineering, 2021 Publication	1%

Exclude quotes Off

Exclude bibliography On

Exclude matches < 1%

