

LAMPIRAN

DATA PENELITIAN

LIKUIDITAS (X1)

Kode	Nama Perusahaan	Tahun	Aset Lancar	Hutang Lancar	CR
ADRO	Adaro Energy Indonesia Tbk	2019	2,109,924.00	1,232,601.00	171.177
		2020	1,731,619.00	1,144,923.00	151.243
		2021	2,838,132.00	1,361,558.00	208.447
		2022	5,319,309.00	2,447,512.00	217.335
BYAN	Bayan Resources Tbk	2019	519,575,216.00	580,937,083.00	89.437
		2020	769,275,004.00	236,695,460.00	325.006
		2021	1,418,432,789.00	452,981,800.00	313.132
		2022	2,400,423,237.00	1,831,520,625.00	131.062
DSSA	Dian Swastatika Sentosa Tbk	2019	865,283,201.00	667,387,770.00	129.652
		2020	1,124,916,288.00	724,504,586.00	155.267
		2021	1,145,452,766.00	673,072,115.00	170.183
		2022	3,934,338,481.00	1,667,438,300.00	235.951
GEMS	Golden Energy Mines Tbk	2019	367,763,825.00	277,997,670.00	132.290
		2020	407,856,734.00	330,623,136.00	123.360
		2021	1,072,160,312.00	425,221,593.00	252.142
		2022	724,319,768.00	473,259,004.00	153.049
MBAP	Mitrabara Adiperdana Tbk	2019	132,090,716.00	36,654,975.00	360.362
		2020	125,650,152.00	33,560,298.00	374.401
		2021	209,548,134.00	52,680,581.00	397.771
		2022	262,356,421.00	48,966,726.00	535.785
DEWA	Darma Henwa Tbk	2019	244,244,492.00	197,038,944.00	123.957
		2020	220,662,767.00	197,845,919.00	111.533
		2021	167,487,176.00	208,947,868.00	80.157
		2022	164,322,941.00	230,757,234.00	71.210
PTRO	Petrosea Tbk	2019	222,064.00	146,337.00	151.748
		2020	222,014.00	135,578.00	163.754
		2021	348,971.00	167,379.00	208.492
		2022	520,453.00	181,917.00	286.094
TOBA	TBS Energy Utama Tbk	2019	84,538,694.00	91,929,716.00	91.960
		2020	70,359,369.00	96,121,076.00	73.199
		2021	209,018,706.00	120,093,721.00	174.046
		2022	261,275,568.00	131,905,826.00	198.077
MYOH	Samindo Resources Tbk	2019	113,903,995.00	34,675,727.00	328.483
		2020	42,351,411.00	18,348,172.00	230.821
		2021	74,377,759.00	20,010,814.00	371.688
		2022	51,232,069.00	17,816,030.00	287.562

SMMT	Golden Eagle Energy Tbk	2019	169,246,192,680.00	139,763,286,351.00	121.095
		2020	93,577,946,345.00	160,127,033,037.00	58.440
		2021	103,685,057,104.00	111,872,346,585.00	92.682
		2022	251,801,416,368.00	159,985,988,549.00	157.390

LEVERAGE (X2)

Kode	Nama Perusahaan	Tahun	Total Hutang	Total Aset	DAR
ADRO	Adaro Energy Indonesia Tbk	2019	3,233,710.00	7,217,105.00	44.806
		2020	2,429,852.00	6,381,566.00	38.076
		2021	3,128,621.00	7,586,936.00	41.237
		2022	4,254,969.00	10,782,307.00	39.463
BYAN	Bayan Resources Tbk	2019	658,959,960.00	1,278,040,123.00	51.560
		2020	758,171,248.00	1,619,725,022.00	46.809
		2021	570,805,817.00	2,433,712,191.00	23.454
		2022	1,950,168,318.00	3,945,458,865.00	49.428
DSSA	Dian Swastatika Sentosa Tbk	2019	2,080,864,382.00	3,718,973,064.00	55.953
		2020	1,311,320,300.00	2,900,230,622.00	45.214
		2021	1,259,863,437.00	3,010,072,696.00	41.855
		2022	3,439,195,930.00	6,431,179,918.00	53.477
GEMS	Golden Energy Mines Tbk	2019	422,379,157.00	780,646,167.00	54.106
		2020	464,283,221.00	813,717,765.00	57.057
		2021	512,702,894.00	829,026,937.00	61.844
		2022	570,842,165.00	1,129,086,804.00	50.558
MBAP	Mitrabara Adiperdana Tbk	2019	46,886,899.00	192,527,289.00	24.353
		2020	43,752,926.00	181,973,102.00	24.044
		2021	57,736,778.00	257,720,439.00	22.403
		2022	56,282,011.00	306,547,771.00	18.360
DEWA	Darma Henwa Tbk	2019	315,255,563.00	549,518,597.00	57.369
		2020	281,239,286.00	550,639,564.00	51.075
		2021	300,554,915.00	571,570,833.00	52.584
		2022	293,863,030.00	547,971,275.00	53.627
PTRO	Petrosea Tbk	2019	338,481.00	551,044.00	61.425
		2020	298,248.00	529,688.00	56.306
		2021	272,513.00	532,736.00	51.153
		2022	298,429.00	596,420.00	50.037
TOBA	TBS Energy Utama Tbk	2019	370,500,569.00	634,640,456.00	58.380
		2020	480,957,627.00	771,871,787.00	62.311
		2021	503,876,557.00	858,101,884.00	58.720
		2022	475,619,264.00	899,329,557.00	52.886
MYOH	Samindo Resources Tbk	2019	37,882,793.00	160,181,748.00	23.650
		2020	22,061,137.00	151,108,859.00	14.599
		2021	23,359,014.00	163,969,576.00	14.246
		2022	20,845,930.00	169,488,235.00	12.299

SMMT	Golden Eagle Energy Tbk	2019	287,067,420,462.00	871,513,339,763.00	32.939
		2020	317,228,386,339.00	881,786,218,140.00	35.976
		2021	233,792,851,055.00	1,051,640,434,770.00	22.231
		2022	165,956,607,186.00	1,182,852,785,319.00	14.030

PERTUMBUHAN LABA (Y)

Kode	Nama Perusahaan	Tahun	Laba Bersih t	Laba Bersih t-1	Laba Bersih	PL
ADRO	Adaro Energy Indonesia Tbk	2019	999,002	477,541	521,461	1.0920
		2020	1,148,505	435,002	713,503	1.6402
		2021	1,028,593	158,505	870,088	5.4893
		2022	2,831,123	1,028,593	1,802,530	1.7524
BYAN	Bayan Resources Tbk	2019	234,211,277	524,309,273	(290,097,996)	-0.5533
		2020	344,459,870	234,211,277	110,248,593	0.4707
		2021	922,957,342	344,459,870	578,497,472	1.6794
		2022	2,301,605,547	1,265,957,342	1,035,648,205	0.8181
DSSA	Dian Swastatika Sentosa Tbk	2019	71,654,412	120,745,047	(49,090,635)	-0.4066
		2020	-57,897,543	71,654,412	(129,551,955)	-1.8080
		2021	265,337,533	-57,897,543	323,235,076	-5.5829
		2022	1,303,531,094	265,337,533	1,038,193,561	3.9127
GEMS	Golden Energy Mines Tbk	2019	66,765,857	100,548,578	(33,782,721)	-0.3360
		2020	95,856,553	66,765,857	29,090,696	0.4357
		2021	354,024,370	95,856,553	258,167,817	2.6933
		2022	695,908,034	354,024,370	341,883,664	0.9657
MBAP	Mitrabara Adiperdana Tbk	2019	35,287,557	50,310,702	(15,023,145)	-0.2986
		2020	27,467,486	35,287,557	(7,820,071)	-0.2216
		2021	100,566,379	27,467,486	73,098,893	2.6613
		2022	179,391,667	100,566,379	78,825,288	0.7838
DEWA	Darma Henwa Tbk	2019	3,773,979	2,565,336	1,208,643	0.4711
		2020	1,647,892	3,773,979	(2,126,087)	-0.5634
		2021	1,092,252	1,647,892	(555,640)	-0.3372
		2022	-5,795,646	1,092,252	(6,887,898)	-6.3061
PTRO	Petrosea Tbk	2019	31,324,000	23,166,000	8,158,000	0.3522
		2020	32,498,000	31,324,000	1,174,000	0.0375
		2021	196,273,000	32,498,000	163,775,000	5.0395
		2022	312,566,000	33,953,000	278,613,000	8.2058
TOBA	TBS Energy Utama Tbk	2019	43,745,700	68,089,796	(24,344,096)	-0.3575
		2020	51,803,866	43,745,700	8,058,166	0.1842
		2021	208,607,407	35,803,866	172,803,541	4.8264
		2022	290,885,354	65,607,407	225,277,947	3.4337
MYOH	Samindo Resources Tbk	2019	26,098,429	30,928,664	(4,830,235)	-0.1562
		2020	22,533,662	26,098,429	(3,564,767)	-0.1366
		2021	26,956,485	22,533,662	4,422,823	0.1963
		2022	14,100,978	26,956,485	(12,855,507)	-0.4769

SMMT	Golden Eagle Energy Tbk	2019	6,234,017,119	84,584,567,691	(78,350,550,572)	-0.9263
		2020	-23,386,617,883	6,234,017,119	(29,620,635,002)	-4.7515
		2021	249,957,731,407	-23,386,617,883	273,344,349,290	-11.6881
		2022	1,152,880,164,172	249,957,731,407	902,922,432,765	3.6123

LAMPIRAN

HASIL PENELITIAN

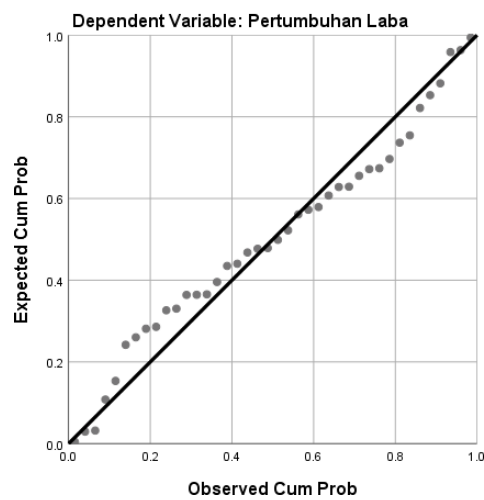
❖ Hasil Uji Statistik Deskriptif

Descriptive Statistics					
	N	Minimum	Maximum	Mean	Std. Deviation
Likuiditas	40	58.44	535.79	200.2360	108.58081
Leverage	40	12.30	62.31	41.9975	15.77422
Pertumbuhan Laba	40	-11.69	8.21	.3962	3.37027
Valid N (listwise)	40				

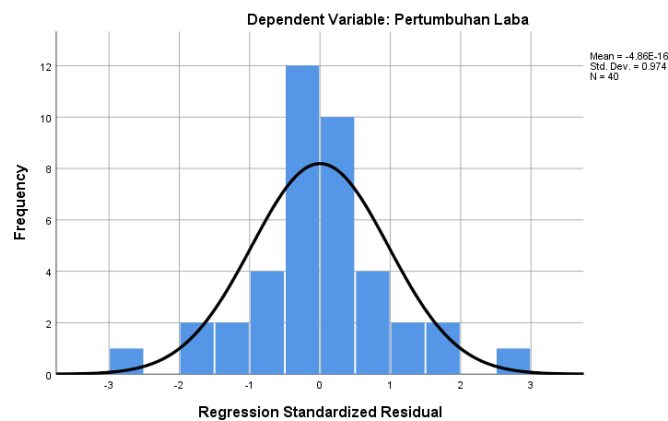
❖ Hasil Uji Asumsi Klasik

❖ Hasil Uji Normalitas

Normal P-P Plot of Regression Standardized Residual



Histogram



❖ Hasil Uji Multikolinieritas

Coefficients ^a			
Model		Collinearity Statistics	
		Tolerance	VIF
1	(Constant)		
	Likuiditas	.664	1.507
	Leverage	.664	1.507

a. Dependent Variable: Pertumbuhan Laba

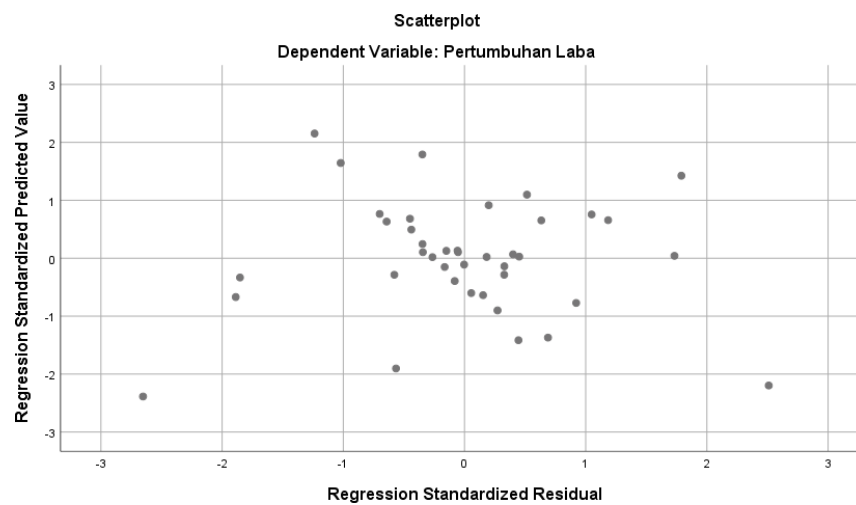
❖ Hasil Uji AutoKorelasi

Model Summary ^b					
Model	R	R Square	Adjusted R Square	Std. Error of the Estimate	Durbin-Watson
1	.547 ^a	.300	.262	2.89590	1.867

a. Predictors: (Constant), Leverage, Likuiditas

b. Dependent Variable: Pertumbuhan Laba

❖ Hasil Uji Heteroskedastisitas



❖ Hasil Uji Hipotesis

❖ Hasil Uji Parsial (Uji t)

Coefficients ^a						
Model		Unstandardized Coefficients		Standardized Coefficients	t	Sig.
		B	Std. Error	Beta		
1	(Constant)	-8.395	2.335		-3.595	.001
	Likuiditas	.020	.005	.641	3.795	.001
	Leverage	.114	.036	.536	3.172	.003

a. Dependent Variable: Pertumbuhan Laba

❖ Hasil Uji R²

Model Summary ^b				
Model	R	R Square	Adjusted R Square	Std. Error of the Estimate
1	.547 ^a	.300	.262	2.89590

a. Predictors: (Constant), Leverage, Likuiditas
b. Dependent Variable: Pertumbuhan Laba

❖ Hasil Uji Simultan (Uji F)

ANOVA ^a						
Model		Sum of Squares	Df	Mean Square	F	Sig.
1	Regression	132.699	2	66.349	7.912	.001 ^b
	Residual	310.292	37	8.386		
	Total	442.990	39			

a. Dependent Variable: Pertumbuhan Laba
b. Predictors: (Constant), Leverage, Likuiditas