

PDTI Master Turnitin

Composition of Tuna Catch Hand Line at the Fish Landing Base (FLB) Lonrae, Bone Regency, South Sulawesi Province, Indone...

 Dr. danial 19092024

 Jurnal Dosen UMI

 Universitas Muslim Indonesia

Document Details

Submission ID

trn:oid:::1:3013130435

Submission Date

Sep 19, 2024, 11:54 AM GMT+8

Download Date

Sep 19, 2024, 11:59 AM GMT+8

File Name

2_Danial-AJFAR_Nov-2023.pdf

File Size

810.5 KB

8 Pages

3,128 Words

16,027 Characters

9% Overall Similarity

The combined total of all matches, including overlapping sources, for each database.





Filtered from the Report

- ▶ Bibliography
- ▶ Quoted Text




Exclusions

- ▶ 38 Excluded Matches

Match Groups

-  **24 Not Cited or Quoted 9%**
Matches with neither in-text citation nor quotation marks
-  **0 Missing Quotations 0%**
Matches that are still very similar to source material
-  **0 Missing Citation 0%**
Matches that have quotation marks, but no in-text citation
-  **0 Cited and Quoted 0%**
Matches with in-text citation present, but no quotation marks

Top Sources

- 7%  Internet sources
- 6%  Publications
- 3%  Submitted works (Student Papers)

Integrity Flags

0 Integrity Flags for Review

No suspicious text manipulations found.

Our system's algorithms look deeply at a document for any inconsistencies that would set it apart from a normal submission. If we notice something strange, we flag it for you to review.

A Flag is not necessarily an indicator of a problem. However, we'd recommend you focus your attention there for further review.

Match Groups

- 24 Not Cited or Quoted 9%**
Matches with neither in-text citation nor quotation marks
- 0 Missing Quotations 0%**
Matches that are still very similar to source material
- 0 Missing Citation 0%**
Matches that have quotation marks, but no in-text citation
- 0 Cited and Quoted 0%**
Matches with in-text citation present, but no quotation marks

Top Sources

- 7% Internet sources
- 6% Publications
- 3% Submitted works (Student Papers)

Top Sources

The sources with the highest number of matches within the submission. Overlapping sources will not be displayed.

1	Student papers	
	Universitas Airlangga	1%
2	Internet	
	www.bioflux.com.ro	1%
3	Internet	
	www.gjesm.net	1%
4	Publication	
	Syahroma H. Nasution, Ira Akhdiana, M. Suhaemi Syawal, Agus Nurhidyat. " Leng...	1%
5	Internet	
	repository.umi.ac.id	1%
6	Student papers	
	UPN Veteran Jakarta	1%
7	Publication	
	E Y Herawati, E N Wiratno, A N Rusydi, O Elisabet, R Valina. "Analysis of Feeding H...	1%
8	Internet	
	journals.plos.org	1%
9	Internet	
	repository.unhas.ac.id	0%
10	Internet	
	www.ijjis.org	0%

11	Internet	asianfisheriessociety.org	0%
12	Internet	www.mdpi.com	0%
13	Publication	MOHAMAD AQMAL-NASER, MUHAMMAD FAHMI-AHMAD, AMIRRUDIN AHMAD. "L...	0%
14	Internet	archive.sdpublishers.com	0%
15	Internet	www.sciencegate.app	0%



Asian Journal of Fisheries and Aquatic Research

Volume 25, Issue 5, Page 20-27, 2023; Article no.AJFAR.108737
ISSN: 2582-3760

Composition of Tuna Catch *Hand Line* at the Fish Landing Base (FLB) Lonrae, Bone Regency, South Sulawesi Province, Indonesia

Danial ^{a*}, A. Riza Baroqi ^b, Wildan ^b, Putra Satria Timur ^b
and Syahrul ^a

^a Marine Science Study Program, Faculty of Fisheries and Marine Sciences, Universitas Muslim Indonesia, Makassar, 90231, Indonesia.

^b Masyarakat Dan Perikanan Indonesian (MDPI), Denpasar, 80222, Indonesia.

Authors' contributions

This work was carried out in collaboration among all authors. All authors read and approved the final manuscript.

Article Information

DOI: 10.9734/AJFAR/2023/v25i5696

Open Peer Review History:

This journal follows the Advanced Open Peer Review policy. Identity of the Reviewers, Editor(s) and additional Reviewers, peer review comments, different versions of the manuscript, comments of the editors, etc are available here: <https://www.sdiarticle5.com/review-history/108737>

Received: 01/09/2023

Accepted: 06/11/2023

Published: 09/11/2023

Original Research Article

ABSTRACT

Fish landed at fishing ports generally come from various species, fisheries management has developed into a decentralized system. Tuna is one type of economically important fish in the world and is the third largest fishery commodity in Indonesia. The aim of this research is to determine the size composition of catches and analyze the relationship between length and weight of hand line tuna catches. Data collection techniques were carried out by observing and measuring as well as interviews with crew members of hand-line fishing boats who landed their catches at the Lonrae Fish Landing Base (FLB). Descriptive data is presented in the form of tables and graphs. The statistical analysis used is a simple regression between two variables, namely the length and weight of the fish. Next, to get the regression coefficients, the data is processed using the graphical

*Corresponding author: Email: danial.danial@umi.ac.id

Asian J. Fish. Aqu. Res., vol. 25, no. 5, pp. 20-27, 2023

method provided in MS Excel software. The catch of hand line tuna boats landed at FLB Lonrae, consists of three species of tuna, namely: yellowfin tuna (*Thunnus albacares*), skipjack tuna (*Katsuwonus pelamis*) and bigeye tuna (*Thunnus obesus*). The length-weight relationship of 876 Yellowfin tuna fish obtained a value of $b=3.08$, the length-weight relationship of 467 Skipjack Tuna fish obtained a b value of 2.71 and the length-weight relationship of 430 Bigeye tuna fish obtained a value of $b=2.97$ shows positive allometric growth where weight growth is faster than length growth. The tuna species composition observed at PPI Lonrae Bone Regency consisted of 3 species, namely Yellowfin Tuna, Bigeye Tuna and Skipjack. Composition of tuna species YFT=29.2% BET=11.8% and SKJ =58.97%.

Keywords: Tuna type; composition; FLB lonrae.

1. INTRODUCTION

Fisheries management in Indonesia has developed into a decentralized system, where each region can introduce regional-specific regulations [1]. To coordinate stock management at the national level, the government must have information from various regions [2]. Each region should have a number of data collection sites that provide sufficient sampling coverage to contribute to the national management plan [3].

Tuna is one type of economically important fish in the world and is the third largest fishery commodity in Indonesia after shrimp and bottom fish [4]. One of the fish landing places in South Sulawesi is the Lonrae Fish Landing Base which is located in Bone Regency, which is the location of a study carried out by the Masyarakat Dan Perikanan Indonesia (MDPI) and its team. Lonrae Fish Landing Base is one of the strategic ports for developing tuna fisheries using tuna hand-line fishing vessels (*Tuna Hand Lines*).

Therefore, knowledge is needed in catching tuna, if the tuna caught is not suitable for catching, it will result in the fish population decreasing, this is also linear with the sustainability of fish resources in the waters. Fish growth patterns can be determined through the relationship between length and weight of catch. The aim of this research is to determine the size composition of hand line tuna catches; and analyze the relationship between length and weight of hand line tuna catches. This research was carried out at PPI Lonrae, Bone Regency from August 2019 to July 2020.

2. MATERIALS AND METHODS

2.1 Method of collecting data

This research was conducted following the descriptive method [5]. Data collection techniques in the research were carried out by

direct observation at the research location, and carrying out measurements and interviews (filling out questionnaires) with crew members of tuna hand-line fishing boats who landed their catch at Fish Landing Base Lonrae.

The sampling method is carried out after the fish are landed at the pier, with the number of samples taken being 20-30 percent of the number of ships that land their fish. Fish larger than 10 kilogram were measured for overall length and weight. Meanwhile, fish smaller than 10 kg are measured from baskets 1, 3, 5 and so on as many as 200 fish. Then morphometric measurements were carried out using a meter and then weighed using a digital scale [6]. The data that has been collected will be used as a database and entered into *I-Fish (Indonesia Fisheries Information System)*, this site can be accessed by various stakeholders in the fisheries sector and used to inform fisheries managers.

2.2 Data Analysis

Descriptive data is presented in tabular form and depicted in graphical form. The statistical analysis used is simple regression analysis which uses two variables, namely the length and weight of the fish [7]. The relationship between length and weight almost follows the cubic law, meaning that the weight of the fish is the cube of its length, so the formula is generally used

$$W = a \cdot L^n$$

which is then transformed into a logarithmic equation to become

$$\log W = \log c + n \log L,$$

where W is the weight of the fish, L the length of the fish, c and L are constants or simply written as $Y = a + bX$, where $Y = \log W$, $X = \log L$, $a = \log c$ (intercept), and b slope (constant).

Danial et al.; Asian J. Fish. Aqu. Res., vol. 25, no. 5, pp. 20-27, 2023; Article no.AJFAR.108737

After the length and weight data have been transformed into logarithmic form, then to obtain the regression coefficients the data is processed using the graphical method provided in MS Excel software.

3. RESULTS AND DISCUSSION

3.1 Composition of Types and Sizes of Catches

Ship catch *tuna hand line* landed at FLP Lonrae, Bone Regency, South Sulawesi, consisting of three species of tuna, namely: yellowfin tuna (*Albacore tuna* / Yellofin Tuna / Madidhang / YFT), Cakalang (*Katsuwonus pelamis* / Skipjack Tuna / SKJ) and bigeye tuna (BET).

3.1.1 *Thunnus albacore* / Yellowfin tuna/ Madidhang / YFT

The maximum fork length of yellowfin tuna is 180 cm and the size at first maturity is 103.3 cm, [8]. The second dorsal fin and anal fin of yellowfin tuna can be very long, sometimes reaching 20% of the total fork length Fig. 1. Yellowfin tuna is

black/blue on the dorsal side, turning silver on the ventral side, with a yellow stripe on the half side line. The ventral side has 20 dashed vertical lines, which may appear as a column of small white/silver dots. The additional dorsal fin and additional anal fin are bright yellow and sometimes have a very narrow black border. Juvenile yellowfin tuna often congregate with skipjack tuna in waters less than 50m deep, with adult yellowfin tuna found deeper in the water column, usually between 50-250 meter [8].

3.1.2 *Katsuwonus pelamis* / Skipjack tuna/ Cakalang/ SKJ

Skipjack tuna is a rapidly growing species, reaching a fork length of 42 cm after 150 days, and can reach a maximum length of 120 cm [9]. Skipjack tuna has no scales, except for the shield and lateral lines. The dorsal side is dark purple/blue and the ventral side and belly are silver. The ventral side has a number of clearly visible dark horizontal lines, usually 4 - 6. There are between seven and nine additional fins after the second dorsal fin, more of which can be seen in Fig. 2.



Fig. 1. *Albacore tuna* / Yellowfin Tuna / Madhidhang / YFT



Fig. 2. *Katsuwonus pelamis* / Skipjack Tuna / SKJ

3.1.3 Tuna obesus / Bigeye tuna / BET

Bigeye tuna has a maximum fork length of 200 cm. Bigeye tuna have distinctive large eyes and a rounded body. The ventral side is white and the dorsal side is black, edged with a thin blue line. The ventral and dorsal sides are separated by a golden/yellow half lateral line [9]. The dotted vertical line is usually on the ventral side and sometimes extends above the half lateral line. Additional fins are bright yellow with thick black edges Fig. 3.

3.1.4 Length and weight relationship

Based on research results, the number of small fish weighing less than 10 kg was measured per basket, not per fish unit. Data on the composition of small fish species by weight is much more informative than measuring the length per fish, this is used to facilitate fisheries management. The total catch can be determined based on the composition of species weighing more than 10 kg. To overcome this problem, a minnow conversion factor has been added to the I-Fish system. Conversion factor for calculating the weight (W) of fish in sub-sampling of small fish from the length (L) of fish using the length-weight relationship:

$$W = a \times L^b$$

Where *W* is weight, *L* is length and *a* and *b* are coefficients. For each species in the I-Fish database, *a* and *b* values must be calculated. The sample data entered to calculate the *a* and *b* values are the length and weight values collected from 2019 to 2020 for each tuna species, namely as follows, 876 Yellow Fin Tuna fish, 467 Skipjack fish (*Katsuwonus pelamis*) and 430 Big Eye Tuna fish (*Tuna obesus*). The following values are the *a* and *b* values selected for each species:

$$YFT : a = 1,18E - 05; b = 3,08$$

$$SKJ : a = 6.1E - 05; b = 2.71$$

$$BUT : a = 2,3E - 05; b = 2,97$$

These *a* and *b* values are integrated into the I-Fish system with the following process:

1. Calculate the weight of each fish using the formula above by calculating the *a* value and *b*

value according to the species. More details can be seen in Table 1.

2. The calculation results species composition from sub-sampling of small fish with use percentages.

Formula:

Percentage of species X = (weight of species X / total weight of small fish sample)*100

$$YFT \text{ Percentage} = (4.91/16.84)*100 = 29.2 \%$$

$$BET \text{ Percentage} = (2/16.84)*100 = 11.8 \%$$

$$SKJ \text{ Percentage} = (9.93/16.84)*100 = 58.97 \%$$

3. Apply the percentages calculated above to the total weight of all small fish

To get the weight of different species < 10 kg

$$\text{Total weight of all small fish} = 3200 \text{ kg}$$

$$\text{Yellow fin tuna (YFT) weight} = 3200*(29.2/100) = 934.4 \text{ kg}$$

$$\text{Big eye tuna (BET) weight} = 3200*(11.8/100) = 377.6 \text{ kg}$$

$$\text{Skpjack tuna (SKJ) weight} = 3200*(58.97/100) = 1887 \text{ kg}$$

Based on the results of the analysis of the relationship between length and weight during 1 year of research (August 2019–July 2020) for each species of tuna there are 876 YFT fish, 467 SKJ fish (Skipjacj) and 430 BET (Bigeye tuna) fish. The relationship between the length and weight of each type of tuna can be seen in Pictures 4, 5 and 6.

The results of the analysis of the relationship between length and weight of 876 Yellowfin tuna fish obtained a value of *b* = 3.08 indicating positive allometric growth where weight growth was faster than length growth [10]. Coefficient of determination $R^2 = 0.98$ indicates that the fish length factor will influence fish weight by 98%, while around 2% is influenced by other factors not included in the model. This model is quite good at explaining the relationship between length and weight of Yellowfin tuna fish.

Danial et al.; Asian J. Fish. Aqu. Res., vol. 25, no. 5, pp. 20-27, 2023; Article no.AJFAR.108737



Fig. 3. Tuna obesus / Bigeye Tuna / BET

Table 1. Calculation results of length and weight of tuna fish landed in FLB lonrae bone regency south sulawesi province

Species	Long	Weight Calculation (W=aL ^b)	Final Weight	Total Weight (kg)
YFT	40		1.42	4.91
	45	$W = 1E-05L^{3,0833}$	1.92	
	35	$W = 1E-05L^{3,0833}$	1.25	
	22	$W = 1E-05L^{3,0833}$	0.32	
BUT	46	$W=2E-05L^{2,9716}$	2.00	2.00
SKJ	60	$W=6E-05L^{2,7095}$	4.30	9.93
	37	$W=6E-05L^{2,7095}$	1.02	
	40	$W=6E-05L^{2,7095}$	1.29	
	50	$W=6E-05L^{2,7095}$	3.32	
Total Weight of All Fish				16.84

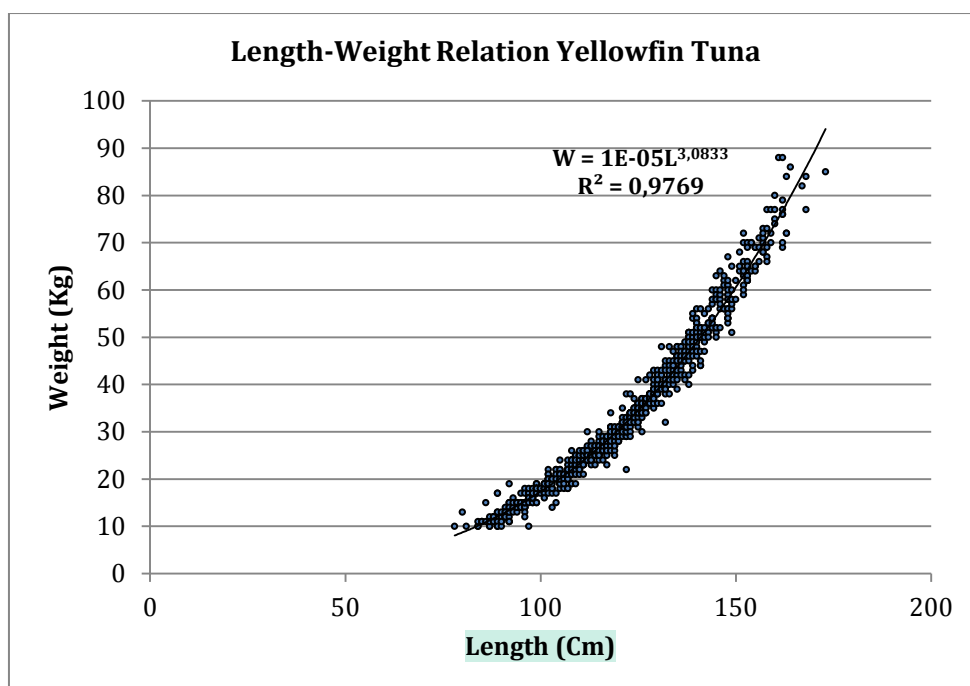


Fig. 4. Length-weight relationship of yellowfin tuna

1 Based on Fig. 5 the relationship between length and weight of 467 Skipjack Tuna fish (*Katsuwonus pelamis*), a b value of 2.71 was obtained, indicating positive allometric growth where weight growth was faster than length growth [11]. Coefficient of determination $R^2 = 0.87$ shows that the fish length factor will affect the weight of the fish by 87%, while around 13% is affected by other factors that are not included in the model. This model explains quite well the relationship between length and weight of Skipjack tuna.

3

The results of the analysis of the relationship between length and weight of 430 Bigeye tuna fish obtained a value of $b = 2.97$ indicating positive allometric growth where weight growth was faster than length growth [12]. Coefficient of determination $R^2 = 0.98$ indicates that the fish length factor will influence fish weight by 98%, while around 2% is influenced by other factors not included in the model. This model is quite good at explaining the relationship between length and weight of Bigeye tuna fish.

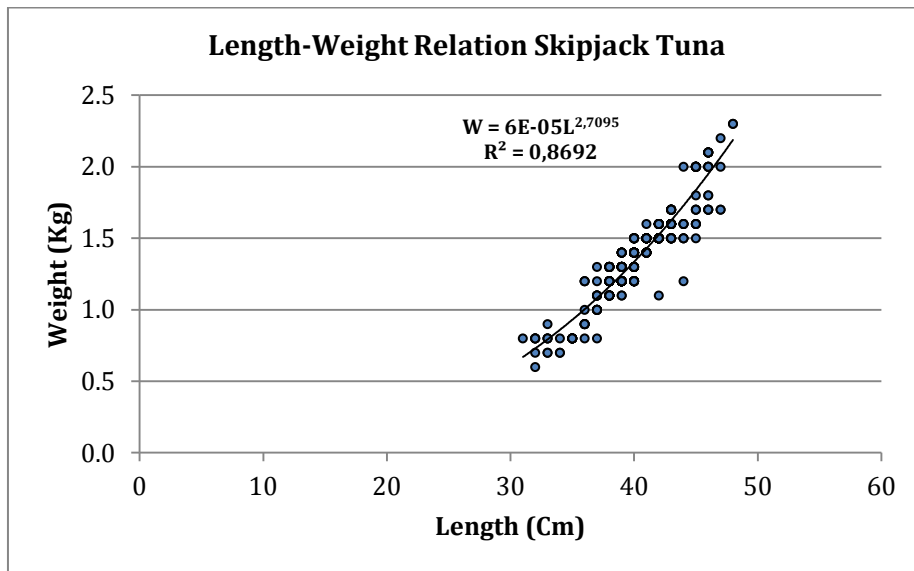


Fig. 5. Relationship between length and weight of skipjack tuna

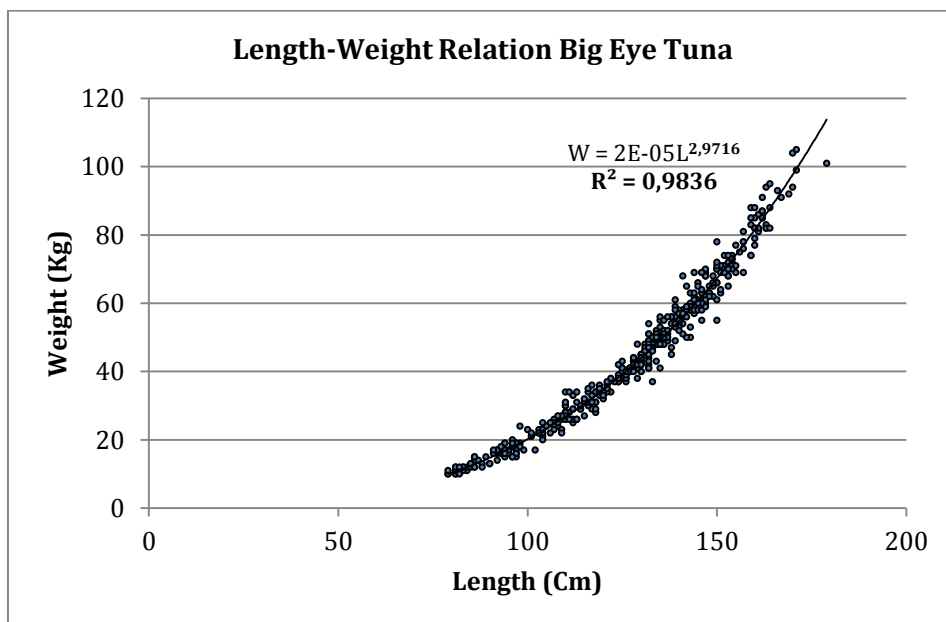


Fig. 6. Relationship between length and weight of big eye tuna

4. CONCLUSION

The composition of tuna species landed at Fish Landing Base (FLB) Lonrae, Bone Regency, South Sulawesi Province consists of 3 species, namely Yellowfin Tuna (*Thunnus albacore*), Bigeye Tuna (*Thunnus obesus*) and Skipjack (*Katsuwonus pelamis*). Composition of tuna species Yellowfin tuna = 29.2%, Bigeye tuna = 11.8% and Skipjack tuna = 58.97%. The relationship between length and weight of tuna fish is obtained as allometric growth where the growth in weight is faster than the growth in length.

ACKNOWLEDGEMENTS

The author would like to express his gratitude to God Almighty because with His grace and guidance the author was able to complete this paper on "Composition of Hand Line Tuna Catches at the Lonrae Fish Landing Base (FLP), Bone Regency, South Sulawesi" to completion. The author would like to thank: Bone Regency Government, especially the management of the Lonrae Fish Landing Base, the fishermen who were our respondents, and all the managers of the Masyarakat Dan Perikanan Indonesia (MDPI) Foundation who have collaborated with us from data collection to the preparation of this paper.

COMPETING INTERESTS

Authors have declared that no competing interests exist.

REFERENCES

- Lubis E. Institutional model of fish auction refunctionalization in Indonesian fishing ports. AACL Bioflux [Internet]. 2017;10(6): 1456–65. Available: https://api.elsevier.com/content/abstract/scopus_id/85048480525
- Isharyanto JE. Management of fisheries resources within the framework of the regional autonomy law. J Ilm Huk Dan Din [Internet]; 2018. Available: <http://jurnal.untagsmg.ac.id/index.php/hdm/article/view/638>
- Danial H, Syahrul SS, Yusuf M. A model of fish marketing at paotere fishing ports for increasing fishermen's income. International Journal of Development Research; 2018.
- Darondo FA, Manoppo L. Composition of hand line tuna catches at the samudera bitung fishing port, North Sulawesi. J Science and [Internet]; 2014. Available: <https://ejournal.unsrat.ac.id/index.php/JITPT/article/view/6962>
- Nazir M. Research Methods, fourth printing. Jakarta: Ghalia Indonesia; 1999.
- Agustina M, Sulistyaningsih RK. Length-Weight Relationship And Condition Factors of Yellowfin Tuna (*Thunnus albacares* Bonnaterre, 1788) Landed in prigi, east java. bawal Widya Ris. [Internet]; 2020. Available: <http://ejournal-balitbang.kkp.go.id/index.php/bawal/article/view/9190>
- Kara A. Length-weight and length-length relations for 21 fish species caught in izmir bay. Acta Adriat [Internet]. 2020;61(2): 197–204. Available: https://api.elsevier.com/content/abstract/scopus_id/85100583999
- Ayuningtias I. Identification of yellowfin tuna (*Thunnus albacares*), mackerel tuna (*Euthynnus affinis*), and skipjack tuna (*Katsuwonus pelamis*) using deep learning [Internet]. IOP Conference Series: Earth and Environmental Science. 2021; 944. Available: https://api.elsevier.com/content/abstract/scopus_id/85121509195
- Putri A. Effect of climate change on the distribution of skipjack tuna *Katsuwonus pelamis* catch in the Bone Gulf, Indonesia, during the southeast monsoon. AACL Bioflux [Internet]. 2018;11(2):439–51. Available: https://api.elsevier.com/content/abstract/scopus_id/85045098011
- Yosuva M. Length-weight relationship and relative condition factor of yellowfin tuna (*Thunnus albacares*) from Parangipettai coast, southeast coast of India. Zool Ecol [Internet]. 2018;28(2):94–9. Available: https://api.elsevier.com/content/abstract/scopus_id/85045832126
- Sudrajat DS, Husen S, Putra AK. The relationship between length and weight in skipjack tuna (*Katsuwonus pelamis*) in the context of fisheries management in the waters of East Nusa Tenggara. J Researcher, [Internet]; 2021. Available: <http://ejournal-balitbang.kkp.go.id/index.php/jppi/article/view/9949>
- Ahmad F, Dewanti LP, Arnenda GL. Length-weight relationship and catch size

Danial et al.; Asian J. Fish. Aqu. Res., vol. 25, no. 5, pp. 20-27, 2023; Article no.AJFAR.108737

of bigeye tuna (*Thunnus obesus*) landed in Benoa, Bali, Indonesia. World News Nat. [Internet]; 2019.

Available:<https://yadda.icm.edu.pl/yadda/element/bwmeta1.element.agro-10ef9128-289f-4ea9-9e2a-80ae7d7957e2>

© 2023 Danial et al.; This is an Open Access article distributed under the terms of the Creative Commons Attribution License (<http://creativecommons.org/licenses/by/4.0>), which permits unrestricted use, distribution, and reproduction in any medium, provided the original work is properly cited.

Peer-review history:

*The peer review history for this paper can be accessed here:
<https://www.sdiarticle5.com/review-history/108737>*